

Erasmus+ LTA

Creating contacts and cooperation within accredited organisations 2.0

2022-02-11



Welcome!

- but first of all

Please add your personal code in your profile name tag in Zoom

Your personal code can be found in the information-package that was sent earlier via e-mail, in the attached file called “Personal codes for zoom”

Your personal code should be added before your name, for example

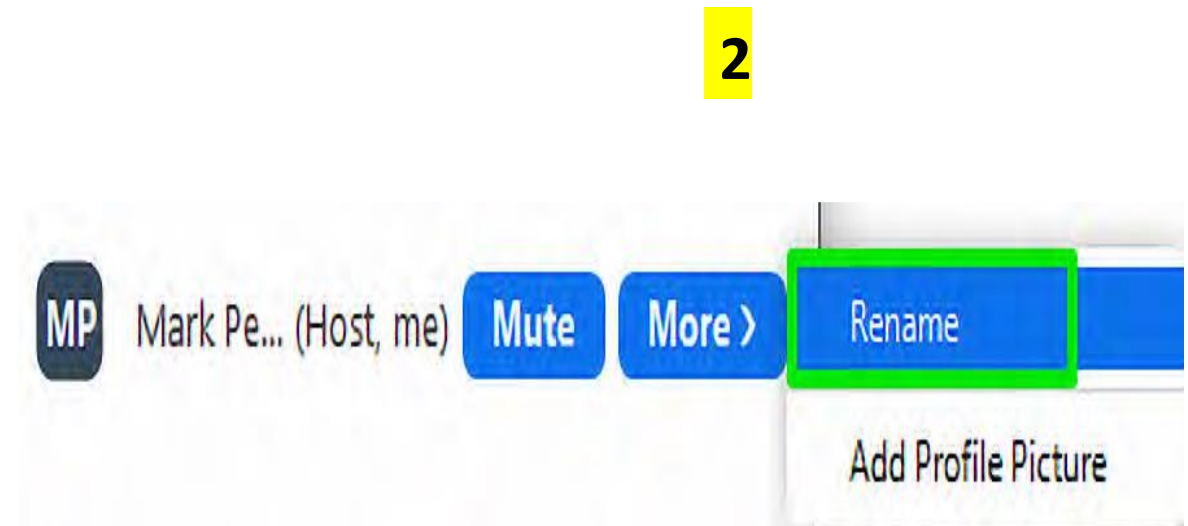
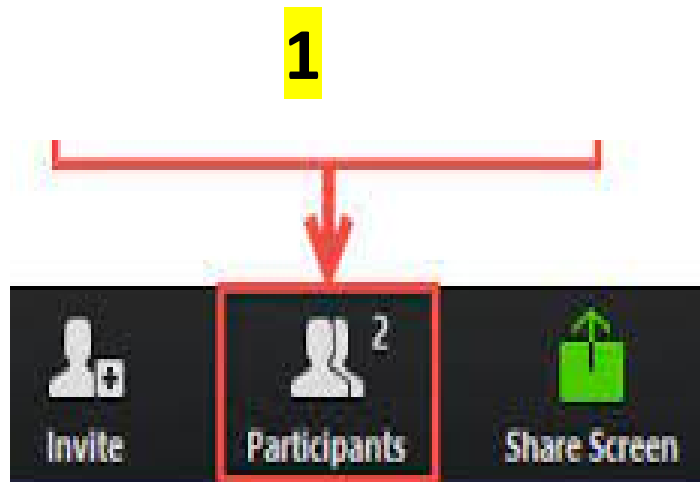
"12F John Smith SE"

Your personal code should be first in your profile name tag in Zoom. Your country code should be last.

If you have not already, please do this now.

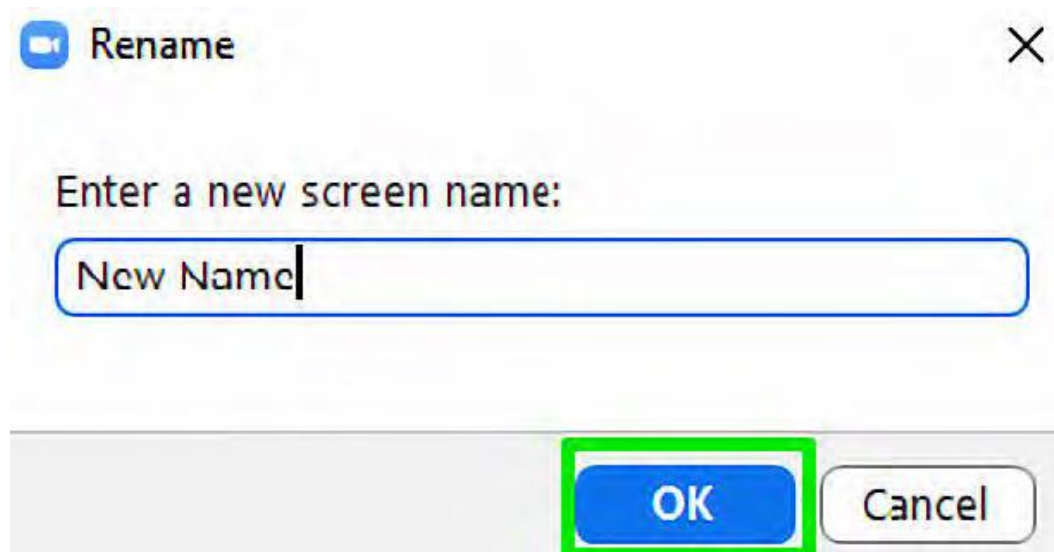
Instructions – how to change your name on Zoom

- 1: Select **Participants**, located in the bottom toolbar of the meeting window.
- 2: Hover over your name and select More (desktop), or tap your name (mobile).



Instructions – how to change your name on Zoom

3.) Enter the name according to the format “**12F John Smith SE**” in the Zoom meeting and click on “OK”.



A screenshot of the Zoom 'Rename' dialog box. The dialog has a title bar with a camera icon, the word 'Rename', and a close button (X). Below the title bar, the text 'Enter a new screen name:' is displayed. A text input field contains the placeholder text 'New Name'. At the bottom of the dialog, there are two buttons: 'OK' and 'Cancel'. The 'OK' button is highlighted with a green rectangular border.

Agenda

- **09:30** Group session 1
- **10:15** Comfort break
- **10:30-** Group session 2
- **11:30-12:30** Lunchbreak
- **12:30** Group session 3
- **13:15** Comfort break
- **13:30** Group session 4
- **14:15** Information about the next step, other opportunities and closing of the seminar

What is an LTA TCA? What are TCA's...? You are in it now!

- TCA=Transnational Training and Cooperation Activities
- TCA:s are tools for [National Agencies](#) (NAs) to form partnerships and to contribute to achieving the aims of the [Erasmus+ programme](#).



TCAs are strategical cooperation activities for the National Agencies to:

- Increase the general awareness of the Erasmus+programme
- Inspire people to apply for mobility and/or cooperation projects within Erasmus+
- TCAs is a tool to make it possible to reach the objectives and priorities for the Erasmus+ programme: a first step, even a second and a third step
- You increase your knowledge, you exchange experience, you create networks and contacts
- You learn more about how to use the possibilities for international cooperation
- TCAs are contact seminars, thematic seminars, study visits, peer-learning and LTAS
- LTA TCAs are transnational and national activities in a longer perspective (3-4 years)

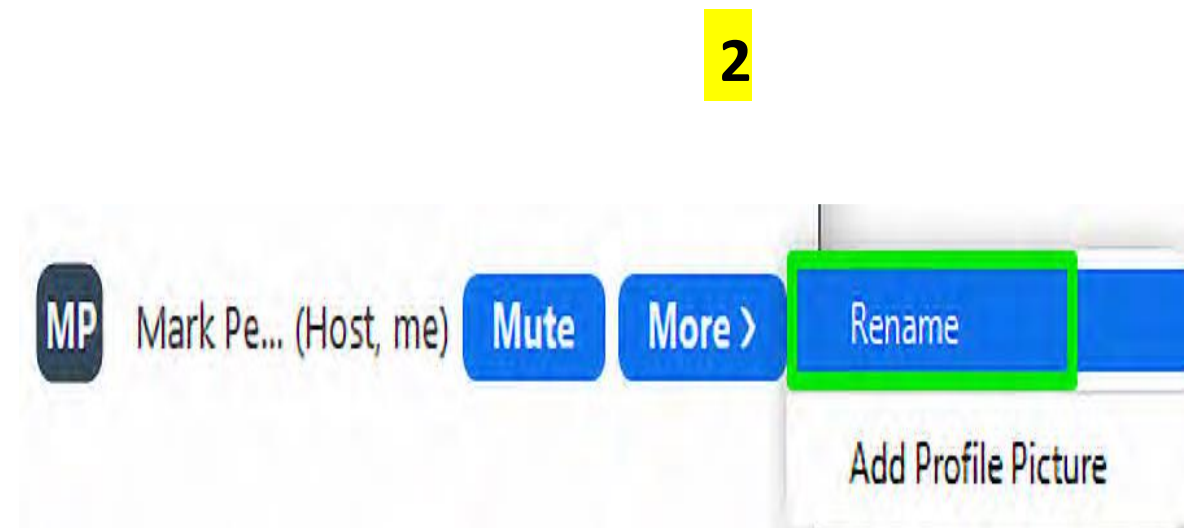
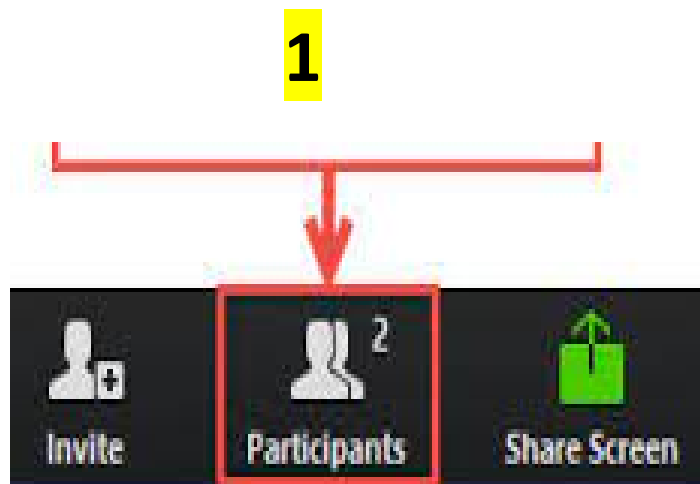
Long term, accreditation – why working in this way?

- Accreditation is built upon a strategic plan for a long term development of competences and mobilities for staff and pupils in your organisations
- With your strategic plan you apply for a budget, a yearly financial support for your activities in your plan
- A change from an individual way of thinking to a more strategic, long term, "several years" planning for increased school or organisational development by international cooperation linked to the competences of staff and pupils
- The competence development and the international exchanges are meant to be integrated in the "daily life" of your organisation and to be recurrent
- The same goes for the LTAs: strategic, long term, increase cooperation, awareness, possibilities and simplifications
- The results, the outcomes and the continuation

Introduction to group sessions

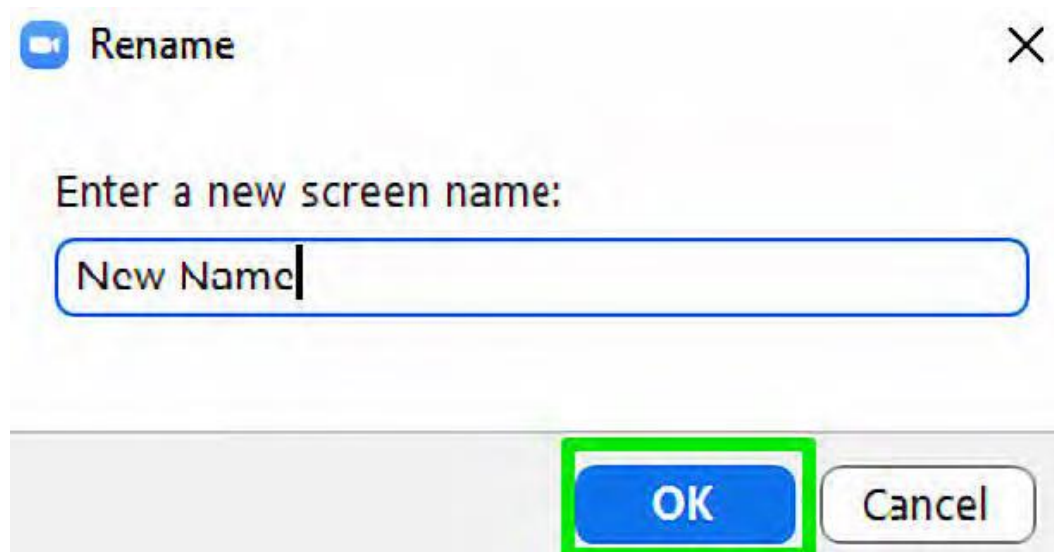
Instructions – how to change your name on Zoom

- 1: Select **Participants**, located in the bottom toolbar of the meeting window.
- 2: Hover over your name and select More (desktop), or tap your name (mobile).



Instructions – how to change your name on Zoom

3.) Enter the name according to the format “**12F John Smith SE**” in the Zoom meeting and click on “OK”.



A screenshot of the Zoom 'Rename' dialog box. The dialog has a title bar with a camera icon, the word 'Rename', and a close button (X). Below the title bar, the text 'Enter a new screen name:' is displayed. A text input field contains the placeholder text 'New Name'. At the bottom of the dialog, there are two buttons: 'OK' and 'Cancel'. The 'OK' button is highlighted with a green rectangular border.

Group sessions

- Different themes of each session
- Same participants in group sessions 1 and 2
- New constellation of group-participants in the afternoon
- The groups are based upon sectors (school, vocational education & training , adult education)

Reminders

- This contact seminar is created for YOU to create new partnerships, make the most of it!
- Very few are native English speakers, so do not let any fear of speaking English hold you back – we are all in the same boat
- Use the UHR-event app to create further contact with possible partners

Theme of the first group session

First session is all about getting to know one another;

- Introducing yourself and your organisation
- The objectives of your Erasmusplan
- What you are looking for in a partner
- What you have to offer as a partner

Introduction to group session 2

Theme of the second group session

Inclusion and how to work with recruitment and support of participants, including participants with fewer opportunities

Definition of fewer opportunities includes people with disabilities, health issues, social or economic barriers, cultural differences etc

Questions

If there are questions that the facilitator is unable to answer; please return to the main session. There is a secretariat that can take care of your questions.

Please note that we cannot answer specific questions regarding your projects, only general questions regarding the Erasmus+ programme

Wrap up before lunch

Reminder before lunchtime

- Remove the number in front of your name; from **”12F John Smith SE”** to **“F John Smith SE”**
- Do not leave the virtual meeting room - just mute your microphone and turn off your video
- Back at 12:30 CET

Buon appetito, Guten Appetit, Smaklig spis, Jó étvágya, Smacznego, Hyvää ruokahalua, Buen provecho

Introduction to group session 3

Theme of the third group session

Same as first group session, it is all about getting to know one another;

- Introducing yourself and your organisation
- The objectives of your Erasmusplan
- What you are looking for in a partner
- What you have to offer as a partner

Introduction to group session 4

Theme of the fourth group session

How do you create a partnership and cooperate in the best way?

Questions

If there are questions that the facilitator is unable to answer; please return to the main session. There is a secretariat that can take care of your questions.

Please note that we cannot answer specific questions regarding your projects, only general questions regarding the Erasmus+ programme

Evaluation and certificate of attendance

The evaluation-form will arrive within a week.

Once you have completed the evaluation, you will receive your certificate of attendance

The participants' list will be distributed together with the evaluation-form.

Where do you go from here?

Everything has an end..

Or has it???



The end of the seminar

Does not mean that it stops here!

There are the contacts you made today, the plans, the ideas, the networking, the questions and the enthusiasm!

New TCAs within accreditation

Sweden again this autumn – a
thematic follow up on this LT TCA
Info to come

Other TCAs and other possibilities

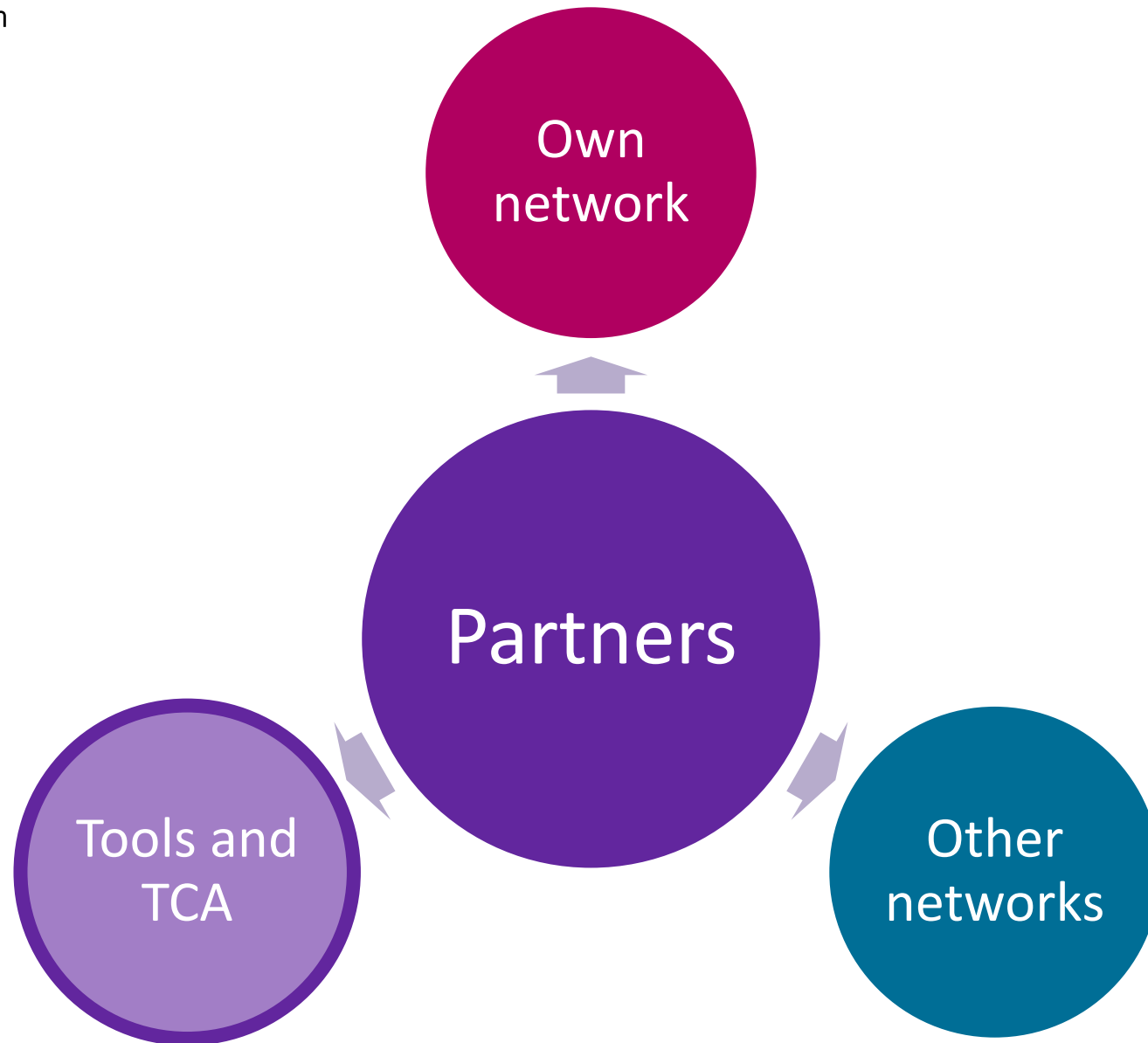
<https://salto-et.net/> and look at
your NA's homepage

One more thing

For those of you involved in projects
linked to language learning: From
now on you will be able to apply for
the European Language Label in
your final report


Check with your NA!

What happens if you need more partners?



eTwinning and School Education Gateway

- Will merge into a new platform in April this year, more info to come
- Use it to find partners, courses (for VET and AE too) and for collaboration



EPALE

The Electronic Platform for Adult Learning in Europe

Digital meetingplace for everyone involved in adult education




Medfinansierat av
EU-programmet
Erasmus+

Electronic Platform for Adult Learning in Europe




Contribute




Erasmus+

Collaborate




Erasmus+

Learn



Erasmus+

My Epale



Erasmus+

EU-commission tools

Tools	Sector
TCA	All sectors
eTwinning	School and VET
EPALE	Adult education and VET
School Education Gateway	All sectors

Thank you!