

WELCOME!



Erasmus+



DIGITALLY EMPOWERED TEACHERS

WEBINAR 2

Empowering your classroom with digitally inclusive tools and personalising your students learning



Marijana Smolčec

**English Teacher
Expert in Digital Inclusion
European School Brussels**

Tuesday, 19 March 2024

17:00 CET

LINK TO JOIN:

bit.ly/DETwebinar2

Who is in the room?



Arjana Blažič



Marianna Szűcs



Marijana Smolčec

Who is attending?



Go to [menti.com](https://www.menti.com) and enter the code 21 27 10 or scan this QR code. The direct link is <https://www.menti.com/alci5j11vxm8>



Erasmus+



2021-2024 DIGITALISATION Long-term activity (LTA)

Focus topic: **Digital transformation**

Target sector: **School education** Key Action 2 (Cooperation among organisations and institutions)

Partnership of several National Agencies (CZ01; EE01; DE03; HU01; IE01; LU01; MT01; NL01; SK01) organising and hosting 13 **Training and Cooperation Activities (TCAs)** within the cycle of the project.

Most TCAs have been **thematic seminars** to provide participants with up-to-date knowledge about the topic and networking opportunities with fellow project-holders.

More info about TCAs and your opportunities: [SALTO Platform](#)

Main objective: *improve the quality of running E+ projects in the field, and inspire new projects*

Other E&T sectors and KA1 (Learning mobility of individuals) projects have been involved as well to provide good examples.

DigLTA research report (2021-2022): [Supporting Digital Transformation in School Education | Erasmus+ Impact \(erasmusplusresearch.eu\)](#)

2021 [Boosting digital learning and blended mobility; Enhancing Digital Competences in E&T](#)

2022 [Media Literacy and Disinformation; Digital Well-Being for Educators; Digital Classroom; Media Literacy as a key skill for modern life; Enhancing Digital Competences in E&T; Creative Use of Learning Apps in Class](#)

2023 [Blended mobilities as a means of improving study programmes; Enhancing Digital Competences in E&T; Digital Inclusion in School Education](#)

2024 [Digital Edvolution - Empowering educators in the digital age; Webinar sessions \(3\)+ eTwinning GROUP with Topics \(open not only to participants of DigLTA TCAs but also to any eTwinners interested in the topic and thinking about entering the Erasmus+ Programme\)](#)

DIGITALLY EMPOWERED TEACHERS

eTwinning **GROUP** for the participants of Digitalisation LTA



Home About Insights Professional Development Recognition Networking eTwinning Search

European School Education Platform

Group | Group

Digitally Empowered Teachers

Home Pages Materials Online meetings Members Support

Home > Digitally Empowered Teachers > Pages > Digitally Empowered Teachers > About this group

1 Digitally Empowered Teachers

- 1.1 About this group
- 1.2 Activity Polls
- 1.3 Digitalisation LTA Events

2 Online events

3 Cultivating knowledge

4 Enhancing digital competences - TCA Estonia

5 Digital Inclusion in School Education - TCA Malta

6 Digital EDvolution: Empowering School Educators in the Digital Age: Final event - The Hague

7 Helpdesk Corner

8 Coffee Corner

About this group

Created by **Arjana BLAZIC**
Last updated by **Arjana BLAZIC** 2 sec ago

[Go to discussion](#)

[Page options](#)

Digitally Empowered Teachers is a group dedicated to a community of the participants of the Digitalisation LTA (Long-Term Activity) for school education. This online group represents a dynamic community of educators united by a shared passion for unlocking the power of technology to enrich their teaching practices. Its primary purpose is to facilitate knowledge exchange, networking, and capacity building for Erasmus+ projects holders and members.

Digitalisation LTA, led by the Tempus Public Foundation, Hungary and created with partner countries: the Czech Republic, Estonia, Germany, Hungary, Ireland, Luxembourg, Malta, the Netherlands, Slovakia, is an international initiative that brings together Erasmus+ project owners from nearly 20+ countries. Its primary purpose is to facilitate knowledge exchange, networking, and capacity building for Erasmus+ projects holders and members.

Erasmus+

DIGITALLY EMPOWERED TEACHERS



eTwinning **GROUP** for participants of
Digitalisation LTA

bit.ly/DET_ETW



WEBINARS

DIGITALLY EMPOWERED TEACHERS

WEBINAR SERIES



Expert: Lidija Kralj
Are we running to or away from AI

| 17:00 - 18:00 CET



Expert: Marijana Smolčec
Empowering your classroom with digitally inclusive tools and personalising your students learning

| 17:00 - 18:00 CET



Expert: Éva Tóth
Project-based learning upgraded

| 17:00 - 18:00 CET



bit.ly/DET_ETW





Marijana Smolčec

English Teacher at Brussels European School, UCCE, Brussels
Moderator of the featured eTwinning group *Inclusive Education*



Empowering your classroom with digitally inclusive tools and personalising your students learning

Marijana Smolčec
19 March 2024

Overview

Personalised learning?

Inclusive education

Ways of personalised learning

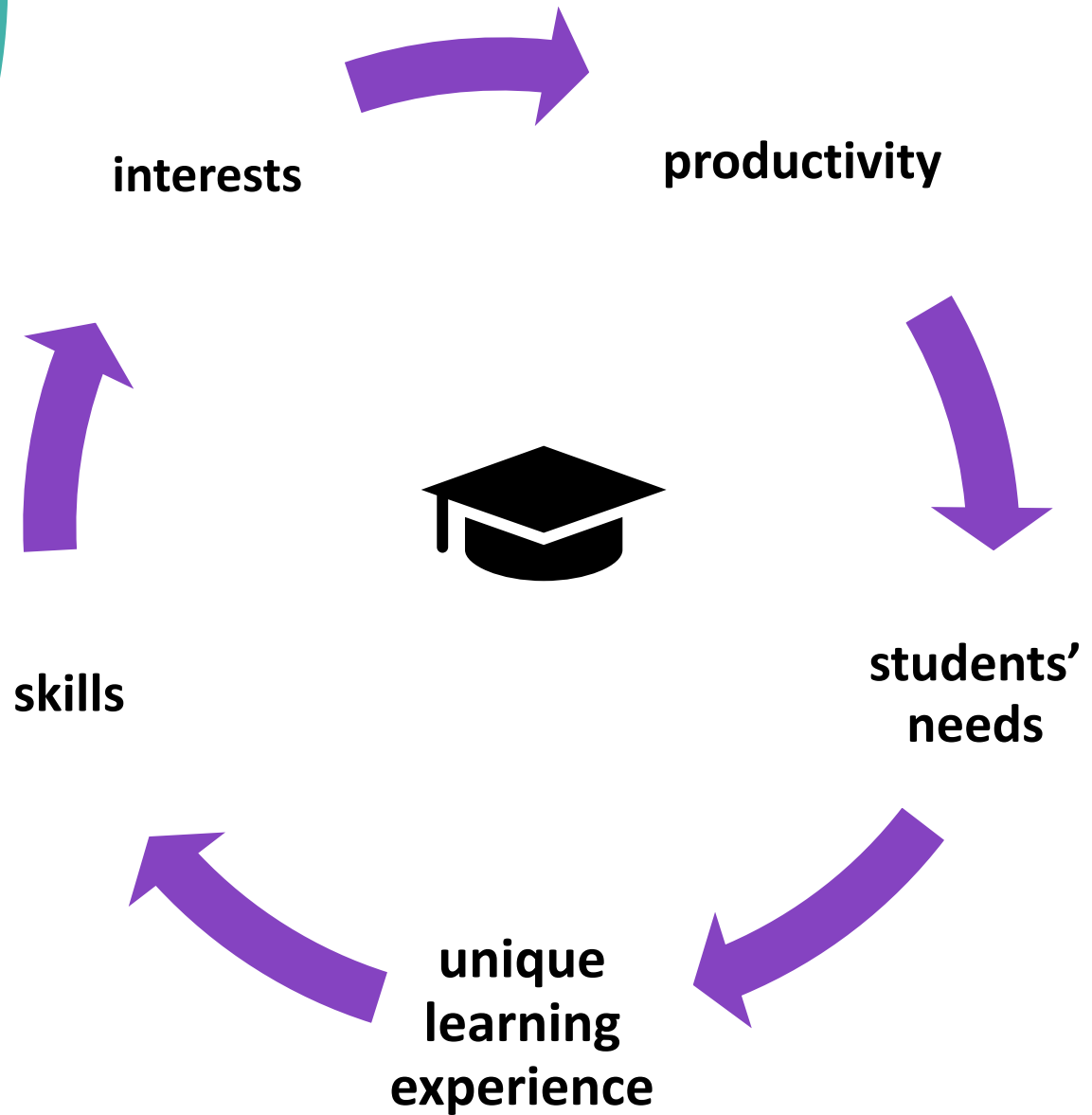
Involvement of all stakeholders

Digital technology - assessment, collaboration tools, assistive technology (web 2.0 tools)

What is personalised learning?

Educational approach

AIM > learning adapted to students' needs>>>



Personalised learning

- **NOT** “one-size-fits-all”
- Students should have a learning plan
- Lessons are taught to suit the pace of students’ learning > „preferred pace”
- *short-term* plan VS *long term* plan - the student takes a greater role in the learning
- the emphasis is on continuous learning, moreover, the opportunity to show what has been learned
- What is the aim? >>>> **I understand, I am able to!**

Personalised learning

1

Adaptation or redesigning of learning space – „classrooms”

2

Use of digital technology

3

Choice method

4

Students work together – discussions, debates, collaborative learning, PBL, team work


5

Teacher’s role > advisor, trainer >”*facilitator*”


6

Reduction of stigma of students with specific needs

Ways of personalised learning in our classrooms



**Learning
stations**



PBL

„Project Based
Learning“



**Blended learning and
Digital technology**

traditional learning/teaching
and interactive (distance
learning)

Key aspects of personalised learning and dispelling myths

+ PROS

Digital technology

Assistive technology

Instant feedback

Easier assessment methods

Greater students' motivation

Flexible learning environment

Development of various skills and competences

- CONS

- *Student screen time ?*
- Are students left too often to independent learning and research?
- Do teachers need to prepare more?!

Inclusive Education



- ▶ **“Whole person approach: offers flexible curricula, teaching and learning methods adapted to different strengths, requirements and learning styles. This approach implies the provision of support and reasonable accommodation and early intervention so that they are able to fulfil their potential. The focus is on learners’ capacities and aspirations rather than content when planning teaching activities.**
- ▶ **It commits to ending segregation within educational settings by ensuring inclusive classroom teaching Making inclusion “normal”..... The education system must provide a personalized educational response, rather than expecting the student to fit the system.”**

The United Nations Convention on the [Rights of Persons with Disabilities](#) in its General Comment No.45 to Article 24 outlines the core features of an inclusive education system, including a “whole person” approach [paragraph 12(c)]:

Source: Smolčec, M. „How to be an inclusive school”, eTwinning School online conference, 28 May 2021

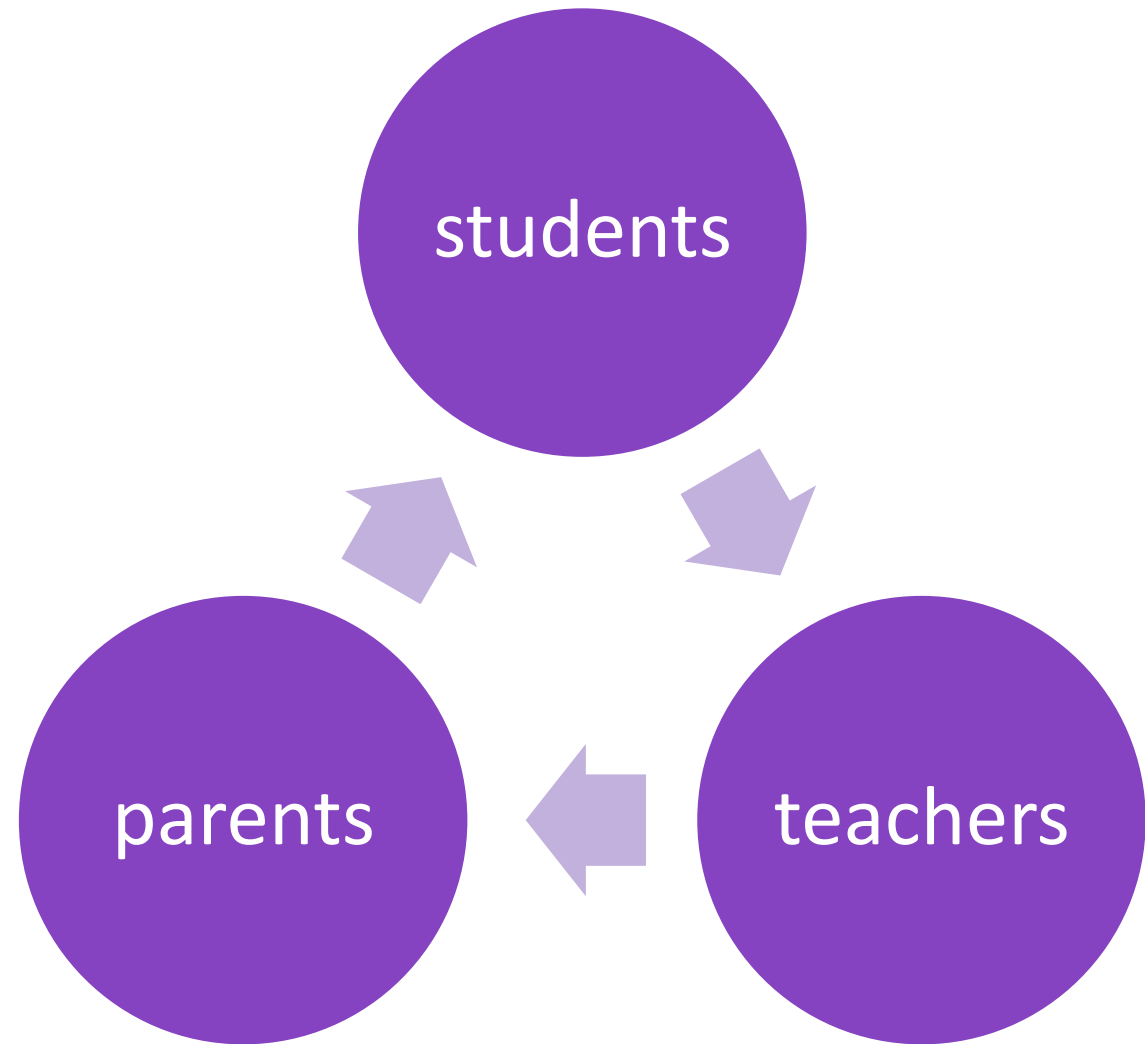


Free resources for your classroom PDF-poster:

<https://www.tes.com/teaching-resource/simple-overview-of-inclusion-6341455>, (7 April 2021)

Source: Smolčec, M. „How to be an inclusive school”, eTwinning School online conference 28 May 2021

Involvement of all stakeholders into the learning process



Participants interaction + tool demonstration

- <https://curi.live>



Curipod is AI supported slide and quiz platform for education

The screenshot displays the Curipod website interface. At the top, the Curipod logo is on the left, followed by navigation links: 'Immerse yourself', 'Support', and 'Pricing'. On the right, there is a 'Create lesson' button, a user profile icon with the letter 'E', and a help icon with a question mark.


On the left side, there is a sidebar menu with the following items: 'Personal' (with 'Free · Upgrade' and a crown icon), 'Home', 'My lessons', and 'Reports'.

The main content area features a large orange banner with the text 'What are you teaching next?'. Below this text are two dropdown menus labeled 'Subjects' and 'Grades'. Underneath the banner is a row of seven interactive buttons: 'For you', 'Write more', 'Reading comprehension', 'Vocabulary & grammar', 'Students receive AI Feedback', 'STAAR Prep', and 'Test prep made fun!'. A right-pointing arrow is visible on the far right of this row.

Below the banner, there is a section titled 'YOU MIGHT WANT TO TRY...' which contains five cards, each labeled 'Generator' at the bottom:

- A card with a document icon and a Curipod character.
- An 'English & Languages' card with a Curipod character and a list of languages: Spanish, Norwegian, Korean, and French. A 'New' badge is present in the top right corner.
- A card with puzzle pieces and a Curipod character.
- A 'CURI-QUIZ' card featuring two Curipod characters holding a trophy.
- A 'Vocabulary Hustle' card showing two people on a path with a map.

Digital technology




Quizlet



! ADVICE

- Use a pedagogical approach when selecting tools that work best for you and your students
- Digital tools should be used meaningfully!
- Avoid tools that have no purpose!



Immersive Reader

- Microsoft – integrated tool
- OneNote
- Outlook
- Word
- Teams
- Flip (known before as Flipgrid)
- Wakelet

Why Immersive Reader?



Immersive
Reader




DICTATION



BLOCKING THE
WHOLE TEXT, FOCUS
ONLY ON 1 OR 3
LINES



HIGHLIGHT
PARTS OF
SPEECH



SPACE
BETWEEN LINES



BREAKING WORDS
INTO SYLLABLES –
**LEARN
PRONUNCIATION**



TRANSLATION OF
THE TEXT (40+ **READ
TEXT ALOUD +
NARRATION SPEED!**)



COLOUR CHANGE.
FONT SIZE TO MAKE
TEXT MORE
READABLE



„VISUAL
DICTIONARY”

Foto izvor: Microsoft App Source

Demonstration



Immersive
Reader



Quizalize

<https://www.quizalize.com/>

Choose **Teacher Login**

Quizalize

[Book a demo!](#) [Pricing](#) [Blog](#) [Help](#) [Student Login](#) [Teacher Login](#)

The **best** quiz platform for remote or real classrooms

- Engage your class with fun, standards-tagged quizzes.
- Get instant data on student mastery.
- Automatically differentiated follow-up activities.

[Sign up for FREE](#)

[I'm a student](#)

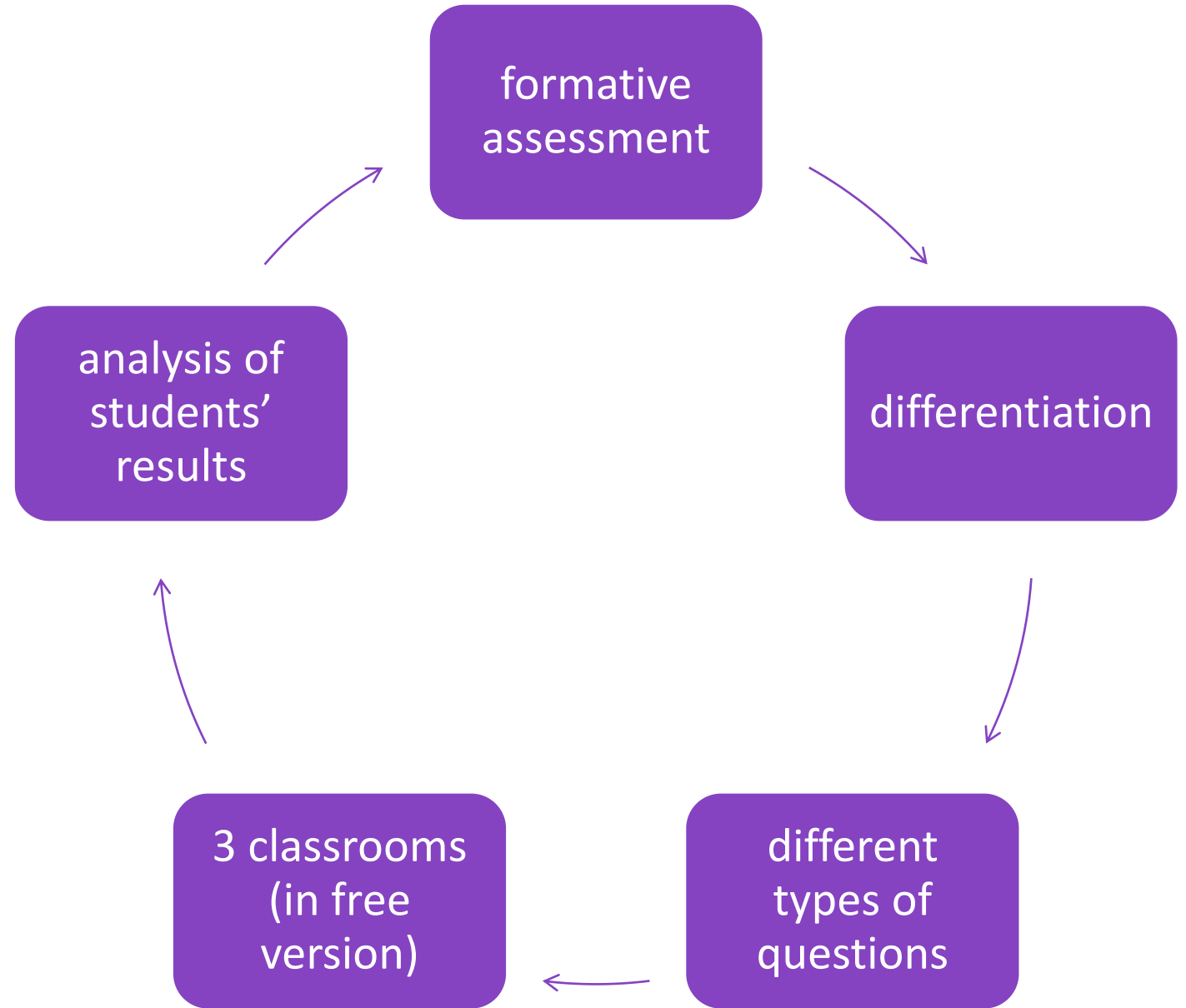
Welcome to **Quizalize**

Personalizacija učenja – digitalna tehnologija za poticanje uključenosti svih učenika u proces učenja

Quizalize

Quizalize

Powered by **zzish**



Creation of questions:

Question editing:

× Close ↑ Move question up ↓ Move question down Duplicate question Delete question

time

Duration ?
20 seconds

Enter question

Question
Najpoznatija hrvatska regija gdje se nalazi NP Brijuni

Add image

Math Mode ?
 NO

Use Images ?
 NO

Use Audio ?
 NO

audio audio

Text-to-speech ?
 YES

Question language English

Answer language English

Correct Answer Istra

Enter correct answer

Incorrect answers ?
Optional Slavonija Dalmacija Zagorje

Enter incorrect answers

Answer explanation ?
Optional e.g. As the capital of France, Paris is the seat of France's national government

Subtopic ?
Optional e.g. European Capital Cities

Plickers

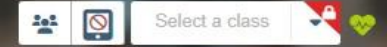
- Formative assessment
- Quick and easy
- Instant feedback
- One mobile phone to scan
- Use of QR code cards for students
- Add images, Youtube videos
- Multiple choice questions
- Ready made quizzes
- Distance learning possible



Why TOGLIC?



- + It develops key student competencies: **discussion** (reasoning of personal views, listening to other students), **collaboration**, division of roles, independent problem solving, **finding new ways of solving problem situations..**
- + **Integration of students with specific needs**
- + Process of learning is modern and fun with elements of game play
- + More common for primary students – but could be used with secondary as well



Activities

How to start?

You are using TOGlic for FREE. Discover more about TOGlic PREMIUM. [More information](#)

123 Working with numbers

 Random number	 Comparisons	 Addition and subtraction	 Multiplication and division	 Bingo
-------------------	-----------------	------------------------------	---------------------------------	-----------

Abc Working with words

 Words and sentences	 Random letter	 Word games	 Word games PLUS	 Words bingo	 Crossword
-------------------------	-------------------	----------------	---------------------	-----------------	---------------

📄 Cross-sectional activities

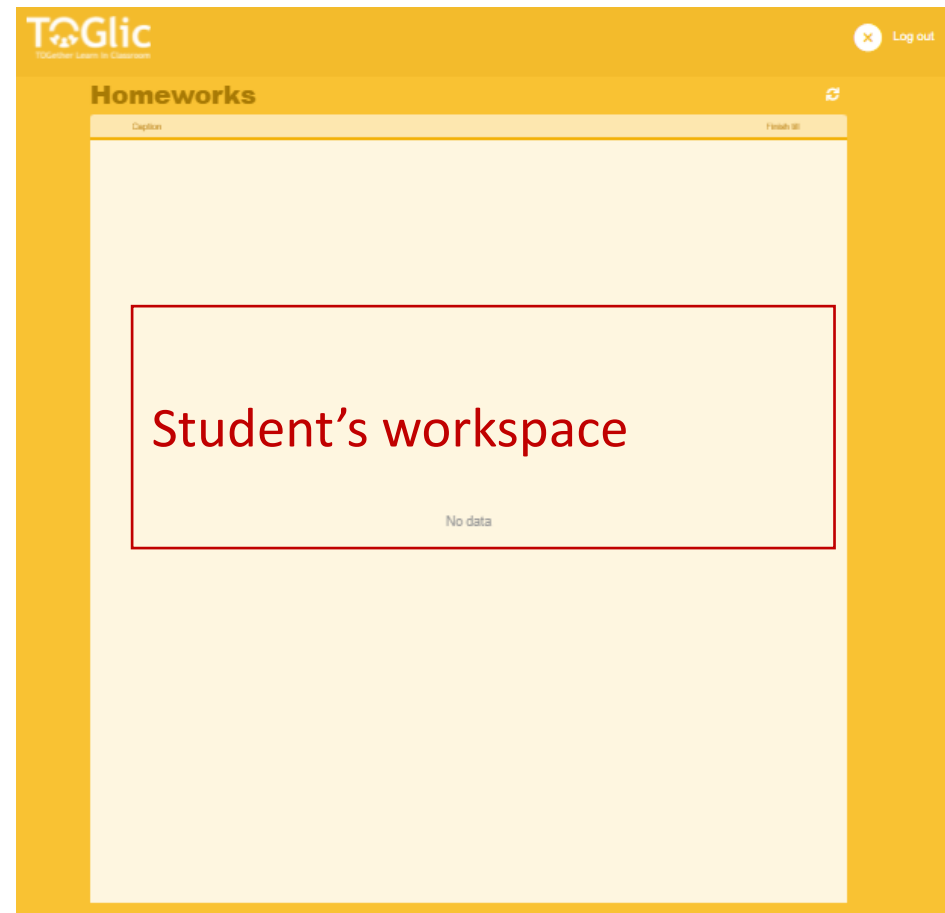
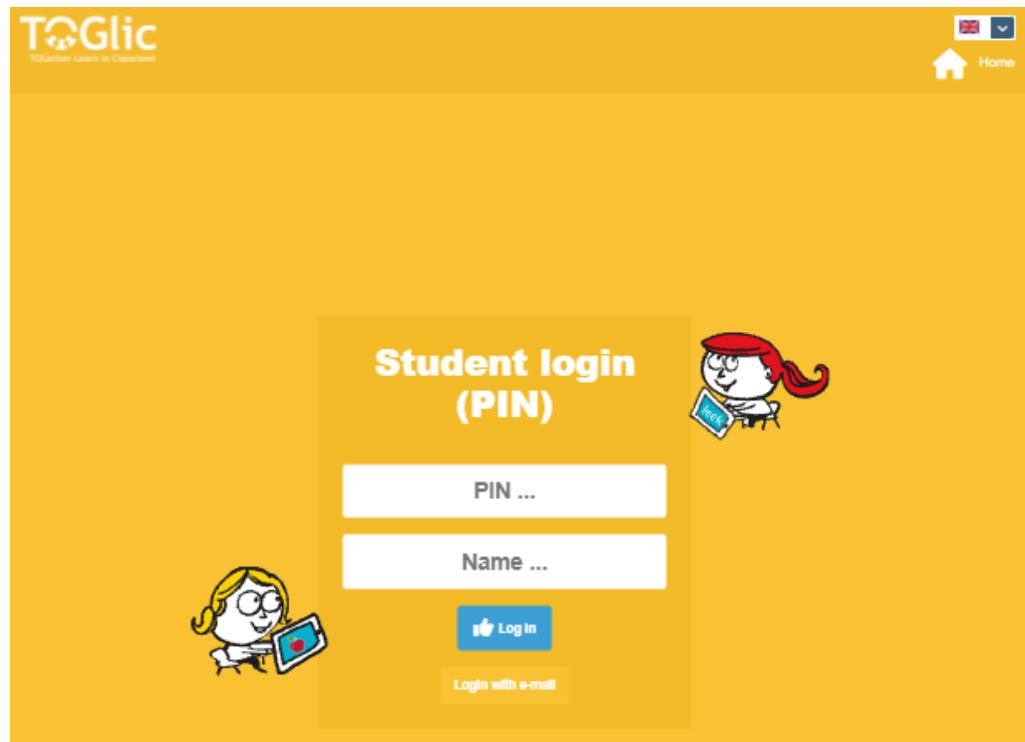
 Split into groups	 Quick question	 Text content	 Web content	 Jigsaw puzzle
-----------------------	--------------------	------------------	-----------------	-------------------

Type of possible activities



Student log in

Student enter teacher's PIN:



Logged in users:

Number of students showed on the top right corner:

The screenshot displays a software interface with a top navigation bar containing icons for home, navigation, settings, and a 'Select a class' dropdown. The main content area is divided into 'SETTINGS' and 'TASKS' sections. In the 'TASKS' section, 'Addition' and 'Subtraction' are checked, while 'Multiplication' and 'Division' are not. A yellow 'Dispatch activity' button with a red notification badge '2' is highlighted by a yellow circle. A yellow arrow points from this button to the 'Logged in users' panel on the right. The 'Logged in users' panel shows 'Number of users 2' and lists 'Adrijana Leko' (circled in green) and 'Ja'.

Logged in users	
Number of users 2	
Adrijana Leko	×
Ja	×

Flip

Features:

- tool for recording audio or video
- Collaboration tool
- User friendly - free
- now part of Office 365 as well
- subtitles (***note** - spoken language, NOT translation)
- Recording up to 10 minutes (teacher can limit the recording time)
- Possibility to screen share
- great for project learning and distance learning
- Google App Store (for mobile devices)



<https://info.flip.com/>

- USE THE TOOLS AND METHODS THAT WORK BEST FOR YOU AND YOUR STUDENTS
- DITCH THE TOOLS THAT DON'T WORK FOR YOU
- IT'S OK TO COMBINE TRADITIONAL METHODS AND PERSONALISED LEARNING
- TAKE YOUR TIME – STEP BY STEP
- EXCHANGE OPINIONS WITH YOUR PERSONAL LEARNING NETWORK
- FIND THE PERFECT BALANCE

FINAL TIPS

Tips

This Photo by Unknown Author is licensed under [CC BY-SA-NC](#)

Thank you for your attention!



Marijana Smolcec

Brussels European School I, UCCLE, Brussels

X(Twitter): @mscro1



Useful links

Digital tools:

TOGLIC <https://www.toglic.com/>

Office 365 (Flip, Wakelet, Onenote itd.)

PLICKERS: <https://get.plickers.com/>

QUIZALIZE: <https://www.quizalize.com/>

CURIPOD: <https://curipod.com>

DIGITALLY EMPOWERED TEACHERS

eTwinning **GROUP** for participants of
Digitalisation LTA



bit.ly/DET_ETW



Erasmus+

WEBINARS



DIGITALLY EMPOWERED TEACHERS

WEBINAR SERIES



Expert: Lidija Kralj
Are we running to or away from AI

| 17:00 - 18:00 CET



Expert: Marijana Smolčec
Empowering your classroom with digitally inclusive tools and personalising your students learning

| 17:00 - 18:00 CET



Expert: Éva Tóth
Project-based learning upgraded

| 17:00 - 18:00 CET



bit.ly/DET_ETW



Erasmus+

**Thank you for your
attention and see you on
16 May!**