

17.05.2022

## Documentation TCA “Media Literacy and Disinformation”, 16.02.-17.02.2022

<p><b>Summary of TCA outcomes</b></p>	<p>This seminar was a contact seminar with the primary objective to start school mobility and eTwinning projects in the new Erasmus+-Programme (2021-2027). We had 21 participants from 8 countries in our online seminar. Special turn this time: we cooperated with the organisation “<a href="#">Lie Detectors</a>” for our content about Media Literacy and Disinformation. They did a good job.</p> <p>Preparation and methodological approach: Comparable to our TCA “Boosting digital...”.</p> <p>In 2022 we were convinced that most of our teachers already had sufficient experiences in online seminars. Therefore, we skipped sending them tech-tips / manuals on how to work with the conference tool Webex. We made a few supporting materials available via the padlet. Furthermore, learning from past online seminars, we also skipped our preparing steps / tasks in eTwinning and on the padlet. We noticed most of our teachers have well packed everyday life with no extra time to spare. We only build one padlet with all informationen concerning the seminar collected in one place.</p> <p>On seminar days we aimed at a mix of theory and praxis, please find our programme uploaded.</p> <p>For the preparing and organising procedure see our outcome documentation from the TCA “Boosting digital...”.</p> <p>Our “core-Team” this time were two persons: one doing the administrative work, the other one doing the conceptive work and the moderation during the seminar. Additional there are several presenters appearing, who were partly colleagues of us and luckily also watching the chat. We had one back-up colleague watching the wellbeing of the conference nearby.</p> <p>The seminar went well, due to our diligent preparation. But there were many questions about the TwinSpace and eTwinning itself.</p> <p>During the seminar we sent the sphinx link and tried to answer all appearing questions about eTwinning, the Erasmus+ programme and realising project ideas. After the seminar we sent a “customer satisfaction” link and shared the presentations via our padlet.</p>
<p><b>Types of outcomes</b></p>	<p>Seminar participants</p> <ul style="list-style-type: none"> <li>▪ acquired the know-how to apply for a school mobility project under Key action 1 in the new Erasmus+ programme</li> <li>▪ learned how to carry out a virtual project on the eTwinning platform and how to use collaborative tools for project cooperation (e.g., Padlet, Webex)</li> <li>▪ were connected to teachers in other programme countries with similar interests who could be partners in future projects</li> <li>▪ learned from best practice projects in the field of digital education (see our programme)</li> <li>▪ learned what makes a good quality project (concepts for learning mobility and blended mobility, thematic cooperation projects on the eTwinning-platform)</li> <li>▪ gained knowledge about media literacy and disinformation.</li> </ul>
<p><b>Explain your choice(s)</b></p>	<p>See below tools and materials.</p>
<p><b>Background materials</b></p>	<p>Programme of the seminar days, padlet and menti results you can find in the attached pdf / the addendum.</p>

<b>Newly developed or revised tools, materials</b>	No new tools were used. But we try to substitute padlet with the more gdpr-conform tool <a href="#">taskcards</a> .
<b>Photos</b>	We did not ask for consent for photos, so we won't share any.
<b>Videos</b>	We shared a best-practice video from a school who won a price: Stadtteilschule Horn with "Song for Europa" ( <a href="https://www.youtube.com/channel/UCmf9whpvrFKy_mDNHB6-hyA">https://www.youtube.com/channel/UCmf9whpvrFKy_mDNHB6-hyA</a> ). It was well received.
<b>Reports</b>	After every Seminar (f2f and online) we ask our participants for "customer satisfaction" (ISO-Norm) with a questionnaire, 10 people took part. In general participants were very satisfied with: our organisation, the content, the materials and we met their expectations.
<b>Other</b>	



# Which lessons do you draw from this first day? What was an aha-moment?

lots of practical inspiration

Ways to use Erasmus+

Dare to just do 'it' , but you need a team, which is i'nto it.

It's much more clear to me what Erasmus+ can mean to me and my organisation

interesting Infos that we go from Stefanie and from Ms. Kock

Meeting nice people

Schools face similar digital challenges

It is very well organised and I am very happy to be in these great team

The ideas for using Etwinning don't have to be that big



# Which lessons do you draw from this first day? What was an aha-moment?

an interesting webinar with good rhythm of listening and talking

Adaptability of Erasmus goals

Short-term and Long-term Erasmus+

Interesting possibilities, nice colleagues ;-)...to see that the problems aren't that different in other countries.

A lot of new ideas, a pool of creativity

It was very nice to see new people.

Meeting colleagues at breakout sessions. Presentations have been very informative and inspiring

The introduction to Erasmus+ was very well explained.

Liked it all! I believe this is just a warming-up for tomorrow... Very good presentation from Dr. Bauer :)



# Which lessons do you draw from this first day? What was an aha-moment?

Some useful tips



# What do you like to achieve tomorrow?

concrete plans for K1 mobilities

ideas for a project

To find the right partners for my school



To get a full introduction to eTwinning  
How to set up a project

To have acquaintances with eTwinning,  
concrete tips,

take and give inspiration

partners for a project

E-Twinning - how does it work

ideas for Projectsmaybe find a school  
for exchange or etwinning





# What do you like to achieve tomorrow?

Find partner-schools for Erasmus+

Learn about best practice of teaching about media literacy and disinformation

find interesting partners

How can I teach the children to be responsible and creative on Social media

Find partners, exchange experiences, find inspiration for new projects

Get inspired by the example project we are going to see. Get ideas on how to use it and pass it on to others at my school.



# Seminar "Media Literacy and Disinformation"

ANJA HÖHN FEB 03, 2022 03:16PM

## Welcome: Information to the Seminar

### Main Subjects in this Seminar

1. Make new contacts with teachers in Europe
2. Learn about disinformation from experienced experts
3. Discover new ideas and inspiration from best practice
4. Learn about the possibilities of Erasmus+ and eTwinning

### Meeting-information

Wednesday:

Meeting-number: 2558 465 5897

Meeting-passwort: 8sUyVU3Mfh3

Meeting-link: <https://kmk-sekretariat.webex.com/kmk-sekretariat/j.php?MTID=m8b6044678c5034ff6fe8dc81ba06d7c6>

Thursday:

Meeting-number: 2559 645 6526

Meeting-passwort: reYmvdYV957

Meeting-link: <https://kmk-sekretariat.webex.com/kmk-sekretariat/j.php?MTID=mede7bbce3be2d1d9ed6c6cf3c80f5b87>

### Check out our latest programme

Wednesday, 16 <sup>th</sup> February 2022	
3:20 p.m.	Meeting room open
3:30 p.m.	<b>Welcome – Introduction into the seminar</b> Heike Härtel, National Agency (NA) for Erasmus+ School Education
3:40 p.m.	<b>The European perspective: Digital action plan and long-term TCA on Digital Learning</b> Marianna Szucs, SALTO Education and Training, Hungary
3:50 p.m.	<b>Breakout sessions:</b> <ul style="list-style-type: none"> <li>get to know colleagues from other countries</li> <li>exchange experiences across borders about digital learning and teaching</li> </ul>
4:10 p.m.	<b>Erasmus+ from 2022 onwards: Activities and funding opportunities for schools</b> Focus on Key action 1: pupil mobility and teacher training Ute Kock, NA for Erasmus+ School Education Q&A
4:45 p.m.	Break
5:00 p.m.	<b>Breakout sessions:</b> <ul style="list-style-type: none"> <li>get to know colleagues from other countries</li> <li>exchange experiences across borders about digital learning and teaching</li> </ul>
5:20 p.m.	<b>Presentation of Erasmus+ Mobility project</b> "Facing the challenges of an internationalised world of work in the 21st century; further development of intercultural and ICT-skills to enhance teaching and careers guidance" Dr. Stefanie Bauer, Helmholtz-Gymnasium, Bonn Q&A
5:50 p.m.	Joint session: Wrap-up of the first meeting day
6:00 p.m.	End of meeting day 1

**Programme\_Media\_Literacy**  
PDF document  
PADLET DRIVE


For our online seminars we will use the Webex tool. Under this post you will find several supporting documents if you need some help.

If you still have problems: contact me via [anja.hoehn@kmk.org](mailto:anja.hoehn@kmk.org). I am happy to help!



### Please download the Webex-App

**Cisco Webex | Video Conferencing, Webinars, Screen Share, & Conference Call**



One platform, with all the ways to connect. Download for Windows (32 bit)  
 Download for Windows (64 bit) How do I know which download to choose? Discover your macOS chip (Intel or Apple M1): 1. At the top left of your screen, open the Apple menu ( ) 2.


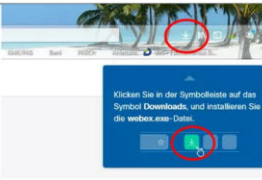
WEBEX

### Manual for Downloading Webex



### Webex Meetings App

#### Manual: How to download the app and enter a meeting.

Steps	Description for Windows Systems
1	 <p>To download the app, go to <a href="https://www.webex.com/de/downloads.html">https://www.webex.com/de/downloads.html</a></p> <p>Or click on our invitation link.</p>
2	 <p>Select the "Webex Meeting App".</p> <p>Follow the instructions your computer gives you: Click on the symbol shown in the picture on the left.</p> <p>Your device might lead you directly to Step 4.</p>

#### Manual\_Download\_Webex\_EN

PDF document

PADLET DRIVE

### Webex

#### FAQs for troubleshooting

- "I can't hear anything."
  - Have you selected the correct audio devices? Please check in Webex under the symbol for the microphone, if the devices you're currently using are selected. Do the same with the audio-settings. Is the volume on your device activated? Are the headphones correctly plugged in?
- "I can't see anything or anyone."
  - Maybe your internet is a bit slow, it might take some time, until your videos are available. Please wait a few more minutes.
  - Maybe you entered this meeting via a browser, which does not support your video-streaming. We would appreciate if you could change your browser or download the app. Functions in browsers can be limited.
- "How do I mute/unmute myself?"
  - Do you see the symbol for the microphone in the bar below? Click on it to mute/unmute yourself. (Check out our Manual)
- "It seems, nobody can see me."
  - Please check if the device you are using has a camera. Next please check if your camera is "on" if there is a button on it. Further please check the video...

#### Troubleshooting\_FAQs\_EN

PDF document

PADLET DRIVE

## General Tech-Tips for Online Seminars

### Webex Meetings App

#### Tech-Tips before the seminar:

- The e-mail you received contains the link to the Webex session. You can join us through the Webex app or via browser. We recommend downloading the app, because the functions in browsers are limited or blocked.
- If you already downloaded the Webex app, you can proceed on seminar-day. There are several ways to enter:
  - Open the app and choose "enter/use as guest", then enter your name for the meeting and your e-mail-address, with which you were invited by us. (Please refer to our manual for further advice), or
  - Open our invitation e-mail and click on the green button or click on the meeting link. Then choose "open in app". Please continue as in nr.1.

Please always enter as "guest" if you do not have a Webex-licence.
- If you plan to download the app and need advice, check the manual for further advice.
- If you plan to enter via browser, click on the invitation link in our e-mail and choose: "enter via browser" and stop the downloading process, which will start. Please choose chrome or firefox and check if there are any updates for your browser available.
- Joining us with a small device such as a smartphone will work, but it's hard to spot

#### Tech\_Tips\_EN

PDF document

PADLET DRIVE

## Information to our NA

### This is us: Heike + Anja

Standing in our newly put "studio", we are excited to welcome you to our seminar!



#### Heike\_Anja

PDF document

PADLET DRIVE

## First steps to help yourself

### This is our NA

We are seated in Bonn, Northrhine-Wesphalia, in the western parts of Germany. Sometimes the Rhine brings some mediterranean feelings...



### KMK-PAD: english

Der PAD ist als einzige staatliche Einrichtung in Deutschland für den internationalen Austausch und die internationale Zusammenarbeit im Schulbereich tätig.

KMK-PAD.ORG



## The Lie Detectors

### Documents from the Workshop:

The exercises we did during the workshop:

1. Example 1: <https://lie-detectors.org/wp-content/uploads/2021/11/Lie-Detectors-Newsrooms-1-1.pdf>
2. Example 2: <https://lie-detectors.org/wp-content/uploads/2021/11/Lie-Detectors-Newsrooms-2.pdf>
3. Example 3: <https://lie-detectors.org/wp-content/uploads/2022/02/Newsroom-3-breitbart.pdf>
4. Guiding checklist: <https://lie-detectors.org/wp-content/uploads/2021/11/Checklist-EN.pdf>

The Lie Detectors challenges for students age 10-15:

English version:

[Challenge 1](#) and [answer sheet](#)

[Challenge 2](#) and [answer sheet](#)

[Challenge 3](#) and [answer sheet](#)

German version:

[Challenge 1](#) and [answer sheet](#)

[Challenge 2](#) and [answer sheet](#)

[Challenge 3](#) and [answer sheet](#)

French version:

[Challenge 1](#) and [answer sheet](#)

[Challenge 2](#) and [answer sheet](#)

[Challenge 3](#) and [answer sheet](#)


Other resources for teachers we discussed last week:

[Handbook for debunking](#)

[Conspiracy theories handbook](#)

Download for free!

Truth



Maybe



Lie



### Survey

The Lie Detectors ask your for your feedback about the session: tell us what you liked / disliked an need more / less of:

<https://forms.office.com/Pages/ResponsePage.aspx?id=fSR8NRZ2wkGhKhUIWJcY2dv-0kSDLJKgKz6da75CPpUMVE5WVJORDRSNUtLUVVaWFFVNDExMFFFTi4u>

### Our Cooperation Partner

Why it matters

LIE DETECTORS works to improve news literacy, increase awareness of misinformation and further the general public's understanding of the mainstream media industry. It promotes positive and non-political contact between young people and journalists. It does this by sending working journalists into schools to deliver interactive classroom sessions.

Fake news creates a confusing, frightening world for people of all ages, pressuring them into adopting views without understanding their intention. LIE DETECTORS is a non-profit that helps teenagers and pre-teens learn how to spot and resist the growing volume of manipulative media crowding their Facebook, Instagram and Snapchat accounts as they start to




forge an independent world view. A proliferation of news and fake-news sources, distribution networks and social media – combined with a greater polarisation by mainstream press – make it increasingly hard to tell fact from fiction. Growing numbers of young people report being turned off politics because of a feeling of alienation in the face of misinformation.

LIE DETECTORS has no interest in telling young people what to think. It aims to empower them to base their choices on reliable information and be actively aware of bias and persuasion. Children worldwide are taught not to accept sweets from strangers. As they consume more media, they need news literacy to do so wisely.

### Lie Detectors

Unsere Termine für Klassenbesuche im Jahr 2022: Frühling: 14. Februar - 8. April  
Sommer: 15. Mai - 15. Juli Winter: 1. November - 20. Dezember WEBSITE  
UPDATE: Wir werden bald eine neue Website veröffentlichen. In der Zwischenzeit finden Sie bei uns auf Twitter und LinkedIn aktuelle Informationen, u. a.



LIE-DETECTORS



**deap-communication-sept2020\_en.pdf**  
PDF document  
EDUCATION.EC.EUROPA.EU

## Erasmus+ and eTwinning

### This is eTwinning

Check out this introduction



**Let's start eTwinning!**  
by eTwinning Europe  
YOUTUBE

### Erasmus+ Digital Education Action Plan

Fyi: the Digital Education Action Plan. Credit Points for reading it all!!

### Digitalisation in School Education

Hello! My name is Marianna Szűcs, and I am the coordinator of the long-term activity called Digitalisation LTA.

[Link to the presentation](#)

Digital change is one of the European Commission's top priorities, as expressed in many initiatives, plans and proposals, such as the [Digital Action Plan](#). It has also become evident that responses to COVID-19 have accelerated the adoption of digital technologies by several years not only in business, but also in other areas such as (school) education. It is still unsure whether changes that we have suddenly been forced to adapt are to stay with us after the pandemic, or grow dim and become distant memories.

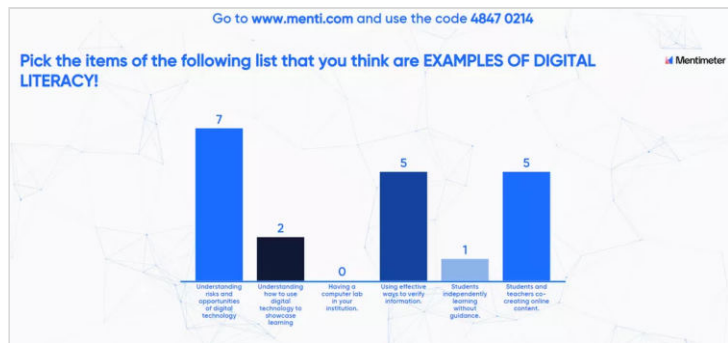
Digitalisation LTA is supported by the European Commission, initiated and coordinated by [the Hungarian Erasmus+ National Agency](#) and [the SALTO Education&Training](#). This TCA has been organised within the LTA called Digitalisation. Erasmus+ National Agencies of other countries are participating in the activity as well, such as the Czech Republic, Estonia, **Germany**, Ireland, Luxemburg, Malta, the Netherlands, etc. You are encouraged to participate in other TCAs related to this LTA if you are interested in the topic of digitalisation in SE (please, turn to your TCA officer if you are interested in the list: topics, types, dates, and venues). We are also planning to launch a course very soon in the Canvas LMS, where individuals focussing on digital transformation in school education can deepen their knowledge and share their experiences.

Within the LTA, the partnership is carrying out research titled: *Supporting digital transformation in school education at individual, community, and institutional level.*

We would be extremely grateful if you filled in the questionnaire we have created to explore processes and experiences of the transition to digital education in institutions around Europe. [You can click here to fill in the questionnaire!](#) Results will be published in May 2022 on the SALTO platform as well as in the



**Canvas course.** Thank you very much for your valuable contribution in advance!



## Are you interested in the Canvas course to be developed by the Digitalisation LTA partnership?

If yes, please, contact Anja, Heike or me ([marianna.szucs@tpf.hu](mailto:marianna.szucs@tpf.hu)), and we will let you know when it is ready to be used.

## Portraits + Project ideas

### See who will be on our seminar!!

There are your schools pinned on a padlet map, no personal data has been used.

If I misplaced a school, please correct it yourselves.

### Our Participants

Contact Seminar "Media Literacy and Disinformation"

PADLET



## Are you looking for a project partner?

Please post here your project idea to find someone interested in working together with you or contact someone with an interesting idea!

## Useful tools and other

### Reverse Image Search

TinEye Reverse Image Search

TINEYE



## Fake (f)or Real: A History of Forgery and Falsification

See this e-Twinning post.

Fake (f)or Real: A History of Forgery and Falsification

Fake (f)or Real presents examples of falsification throughout history.

ETWINNING.NET

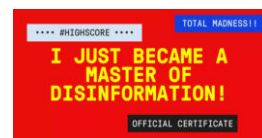


## Please add further suggestions!

Can you beat my score? Play the fake news game!

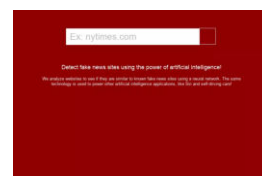
Drop all pretense of ethics and choose the path that builds your persona as an unscrupulous media magnate. Your task is to get as many followers as you can while slowly building up fake credibility as a news site.

BAD NEWS



Fake News Detector AI | Detect Fake News Using Neural Networks

FAKENEWSAI





SELFIE

and check out the other tools as well

### Digital education: free self-reflection tools

The self-reflection tools on digital competences in Education SELFIE (including WBL module) and SELFIE for TEACHERS are run by the European commission and available for free in all EU official languages.



EUROPEAN EDUCATION AREA

## Presentations

### Ute 's Presentation: Erasmus+ from 2022 onwards: Activities and funding opportunities for schools

+ how to apply.

KULTUSMINISTER KONFERENZ Pädagogischer Austauschdienst

Erasmus+ Enriching lives, opening minds. eTwinning

### How to start a school mobility project in the new Erasmus+ programme

School-Mobility-Projects\_PAD2022

PDF document

PADLET DRIVE

### Dr. Stefanie Bauer's presentation: Teacher mobility project on a secondary school in Germany



### Mobility project key action 1

teacher training courses

July 2018 – February 2020

### HHG teacher mobility project

PDF document

PADLET DRIVE

### DE\_Christiane\_Eichel

Hello,

my name is Christiane Eichel and I teach English and French at a secondary school for girls in Bavaria, Germany.

It is a great honor for me that I have been invited to present you our eTwinning / Erasmus+ project called "S.O.C.I.A.L.&M.E.D.I.A." that we've been carrying out since September 2019. I hope that you enjoyed the presentation. I have added answers to some questions from the webinar at the end of the powerpoint document. Please feel free to download it.

### S.O.C.I.A.L. & M.E.D.I.A.

Erasmus+ project and eTwinning project

Gefördert durch

S.O.C.I.A.L. & M.E.D.I.A.-3

Powerpoint presentation

PADLET DRIVE

### Heiko's presentation



## How to start a project on the eTwinning platform?

TCA Erasmusplus Contact Seminar: Media Literacy and Disinformation  
Heiko Lehn  
Europaschule Johann-Gutenberg-Schule  
eTwinning Ambassador in the state of Bremen  
17. February 2022

kmk-pad.org

### How\_to\_start\_an\_eTw\_project

PDF document

PADLET DRIVE

## Journalismus macht Schule

For the German speaking Participants.

### Journalisten machen Schule - Medienkompetenz, selber machen, Digitalbildung



Die Corona-Krise zeigt eindringlich, wie wichtig es ist, Informationen von Halbwahrheiten und Falschnachrichten unterscheiden zu können. Diese Nachrichtenkompetenz sollte auch in den Schulen vermittelt werden. Seit mehreren Jahren unterstützen Medien die Schulen dabei: JournalistInnen gehen in den Unterricht und Redaktionen entwickeln Lehreinheiten zu journalistischen Themen.

JOURNALISMUS-MACHT-SCHULE

## Seminar on topics of media literacy and online safety in Prague

When? 1 -3 June

Where? Prague, Czech Republic

General description: International seminar on how to use topics of online safety and media literacy in Erasmus+ projects. There will be discussions, practical workshops, networking sessions, etc.

This event is currently under preparation and more information and details (such as programme, deadline for application) will be published soon on SALTO platform.

To stay in touch: [tomas.nevidal@dzs.cz](mailto:tomas.nevidal@dzs.cz)

## What comes next?

### Oncoming Seminars

Check out the oncoming events on the SALTO platform.

#### Events

Training and Cooperation Activities (TCAs) - formerly Transnational Cooperation Activities - are tools for National Agencies (NAs) to form partnerships and to contribute to achieving the aims of the Erasmus+ programme.



SALTO-ET

\*\*\*\*\*